

Spring 2: Home Learning Opportunities

This half term our topic is: Transport

Communication/ Literacy



Use the picture above to write a sentence to describe or give information about each mode of transport in the picture. You may want to research them!

Maths

Task 1 - Can you create a tally chart to show the different types of transport that pass your house or nearby?

Task 2 - Can you use this information to create a pictogram or bar chart to represent the data you collected?

A template is attached at the end of this document that can be printed or ask your class teacher via dojo for a paper copy.

Wider Curriculum

Option 1 - Can you research a mode of transport that was used in history but is not around today?

Option 2 - Can you research a mode of transport that is used in a different country but is not use in the UK?

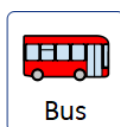
A template is attached at the end of this document that can be printed or ask your class teacher via dojo for a paper copy.

Useful apps or links to explore:

- Guide to making tally and bar chart- <https://www.youtube.com/watch?v=ZWvp2TQ428Q>
- <https://lingokids.com/english-for-kids/modes-of-transport>
- <https://www.twinkl.co.in/teaching-wiki/transportation>
- <https://www.nctx.co.uk/services>
- <https://www.thetram.net/journey-planner>
- <https://www.eastmidlandsrailway.co.uk/timetables>

What's on in the local area?

Take a picture of a local bus, tram or train and collect a copy of their timetable (take a photo, collect a physical copy, or find online)!



Well-being and Recreation



Option 1 - Can you create yoga moves inspired by different modes of transport?

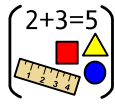
Option 2 - Can you create a breathing exercise inspired by a mode of transport? E.g. train - breathe in and breath out making a gentle vroom sound like a train engine.



Independence

Can you try a public mode of transport and share a picture with your class teacher? Here are some examples:






Maths



home



learning activity

Task 1:

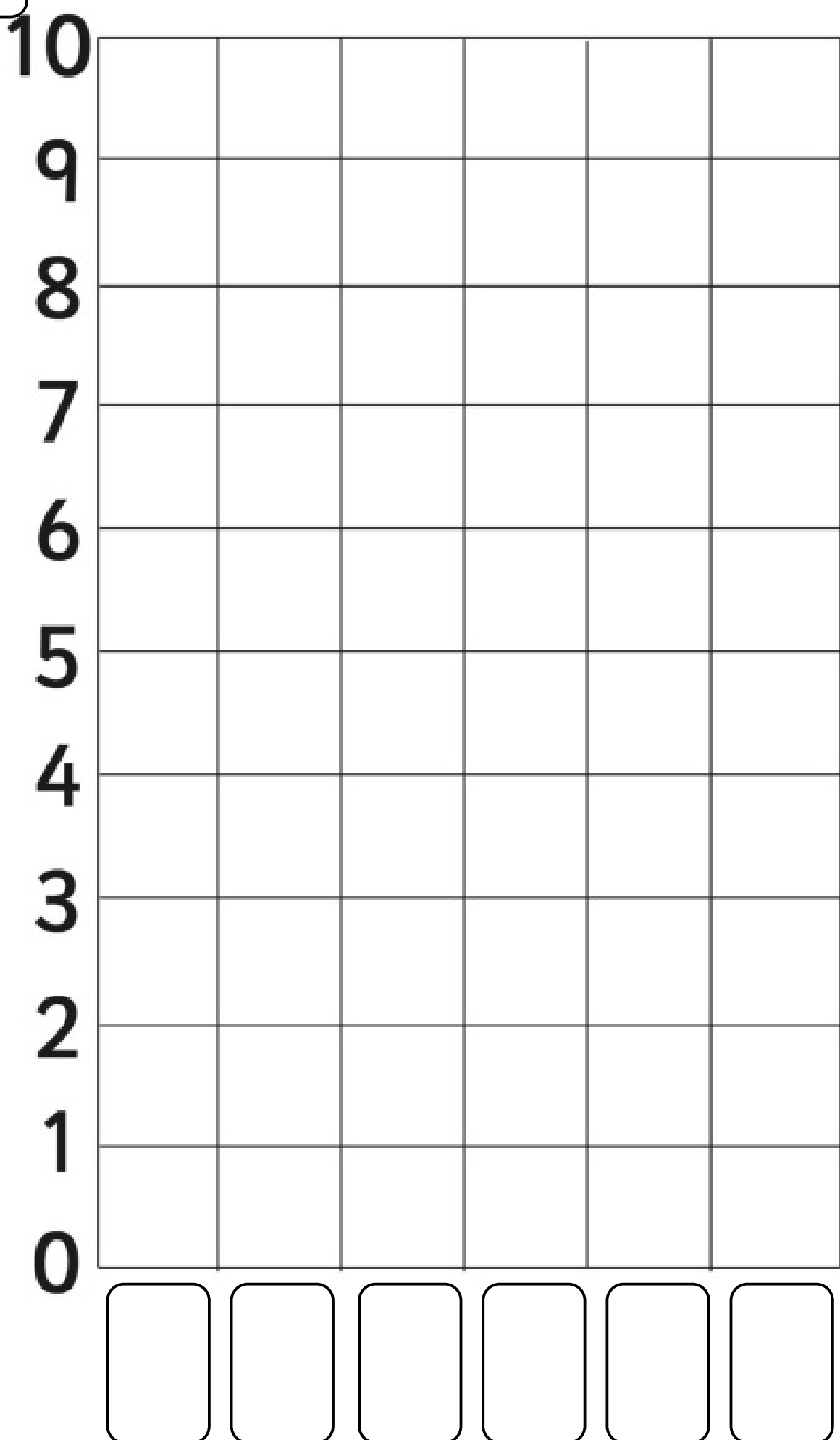
<u>Type of transport</u>	Tally Marks	Total

To create the bar chart or pictogram, write in your types of transport across the bottom. Then using your completed tally chart, colour or draw a picture in 1 box per 1 piece of transport.

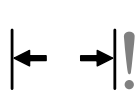
For a step by step guide - see link in list.

Task 2:


Number of transport seen



Name of transport



Wider



curriculum

-

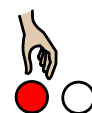
-



Research



task



(option

1

1)



Name of transport: _____



When was the transport invented? _____



How many people can travel using this mode of transport? _____



3


Name 3 different parts the transport has? (e.g. wheels, engine)?



e.g.



Can



you



research

1

1

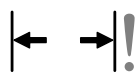


fact


about the



transport?



Wider



curriculum

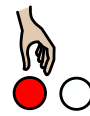
-



Research



task



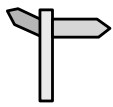
(option

2

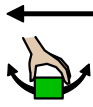
2)



Name of transport: _____



Where is the transport used? _____



How many people can travel using this mode of transport? _____




3

Name 3 different parts the transport has? (e.g. wheels, engine)?



Can



you



research

1

1



fact

about the



transport?